

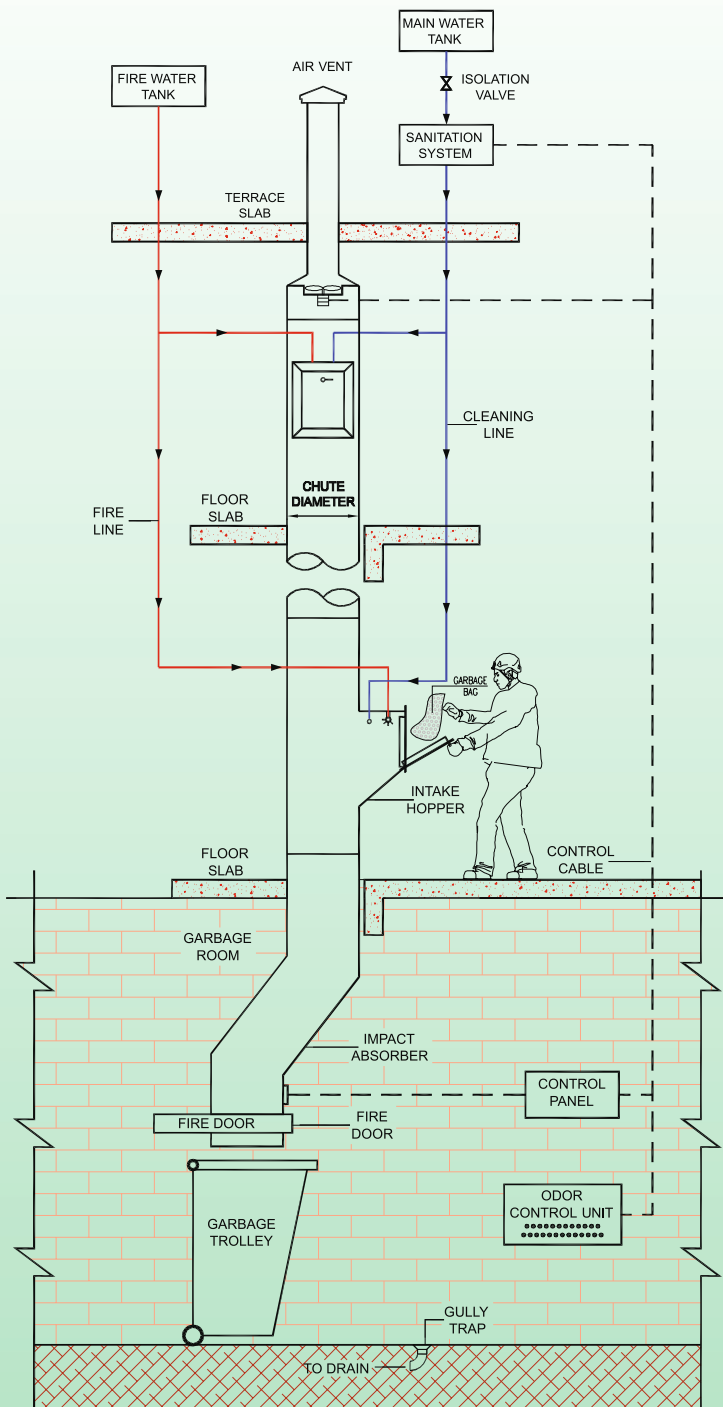


- » Garbage Chute Systems
- » Water Treatment Plants
- » Wastewater Treatment Plants



Garbage Chute Systems :

Manual garbage collection in high rise buildings, commercial establishments & malls is a tough job owing to the height of these buildings. It involves extensive use of manpower to collect the garbage from door to door. It needs collecting trolleys which are moved through the passages & elevators spreading odour & nuisance. To ease garbage collection, Garbage Chute Systems are installed in such buildings where garbage is collected centrally at one point & with ease. We are the manufacturers & suppliers of Garbage Chute Systems based in Pune.



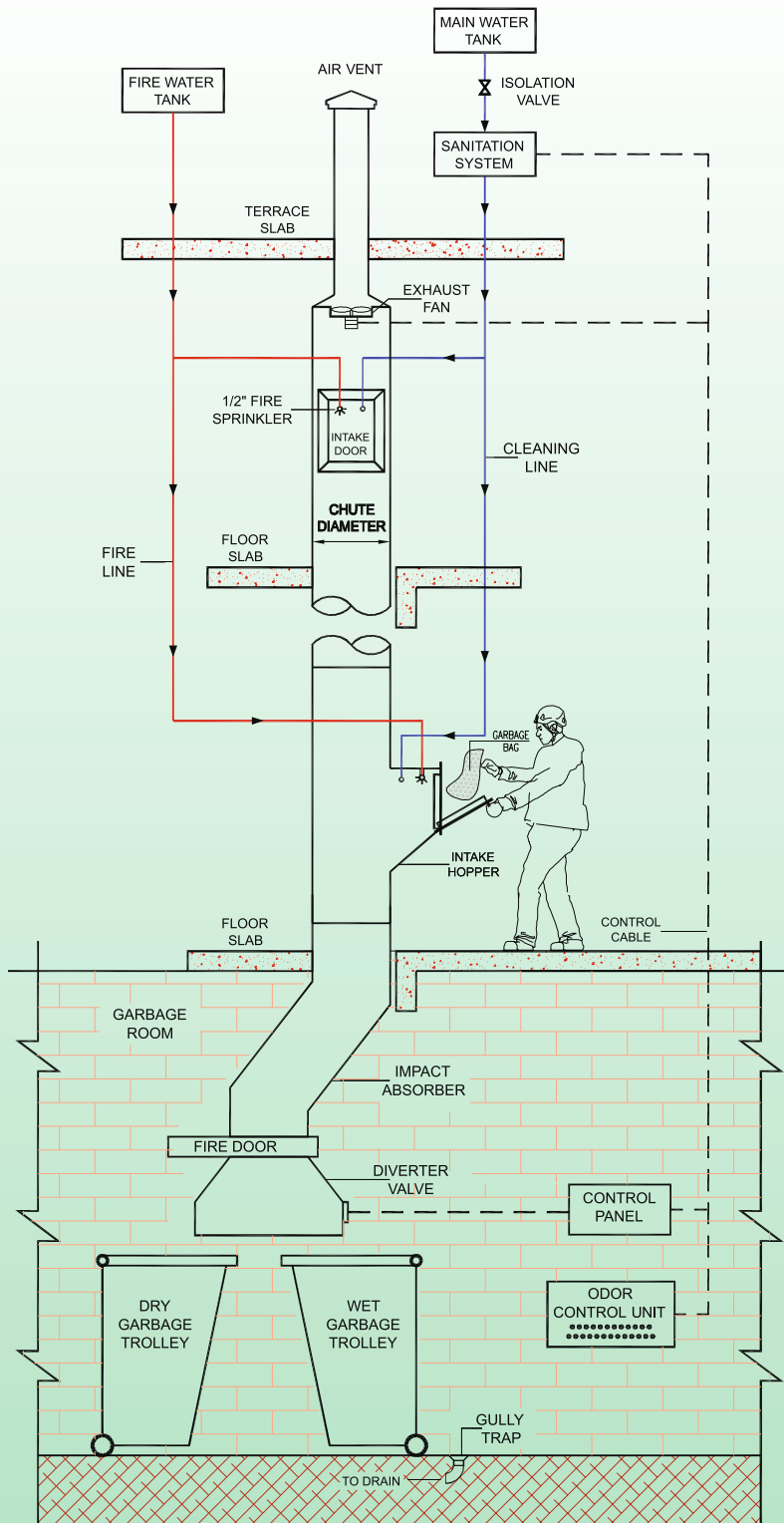
STANDARD TYPE

Key features of our Garbage Chute Systems :

- » Customization as per customers need in Size, Thickness & Quality
- » Manufactured & Installed in India as per IS 6924 : 2001 & NBC 2016, BS 1703 : 2005, & NFPA 82.
- » Intake doors are 90 min fire rated as per IS 3614 (Part 2); 1992 from Building Fire Research Centre, Mysore & self closing.
- » Manufactured in stainless steel for good quality & long life.
- » Full welding of the ducts along the length.
- » Totally auto operated by SMART panel, requires no human intervention.
- » Daily compulsory cleaning by self-operating sanitation system.
- » Phenyl dosing at the top only once a month, not daily.
- » Exhaust vent at the top with minimum 30 air changes/hour.
- » Impact absorber at the bottom to protect the bins from damage by impact.
- » Supported on MS galvanized brackets fastened by anchor fasteners on RCC structures.
- » Ducts are beaded / grooved for proper telescopic joint & clamped to make it water / smoke proof.
- » Garbage trolleys of 240 / 360 / 660 / 1100 Litres as per requirement.
- » Brush cleaning systems available on request.
- » Sound deadening paint can be applied for high rise apartment.
- » Fire sprinklers on the alternate floor to control fire immediately.
- » Discharge end fire doors.
- » Advanced options available on request.
- » Non chemical type odor control systems with zero recurring cost.
- » Low cost options available on request.

Segregated Garbage Chute Systems :

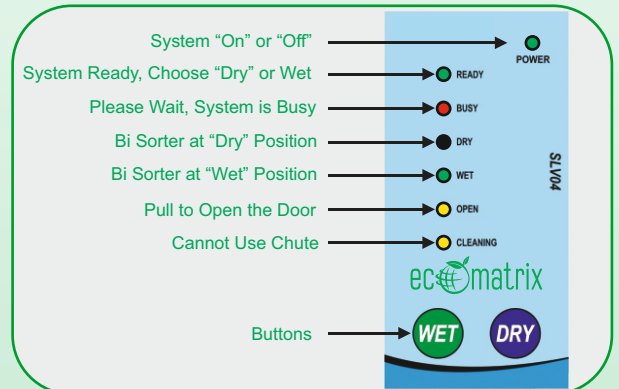
- » Municipal regulations require that garbage is segregated into "Dry" & "Wet"
- » Utilizes one chute to facilitate segregated garbage collection.
- » Doors Interlocking for single user concept.
- » Normally, doors are locked with electrical latch.
- » Operation, Maintenance & Cleaning modes for user convenience.



SEGREGATED TYPE

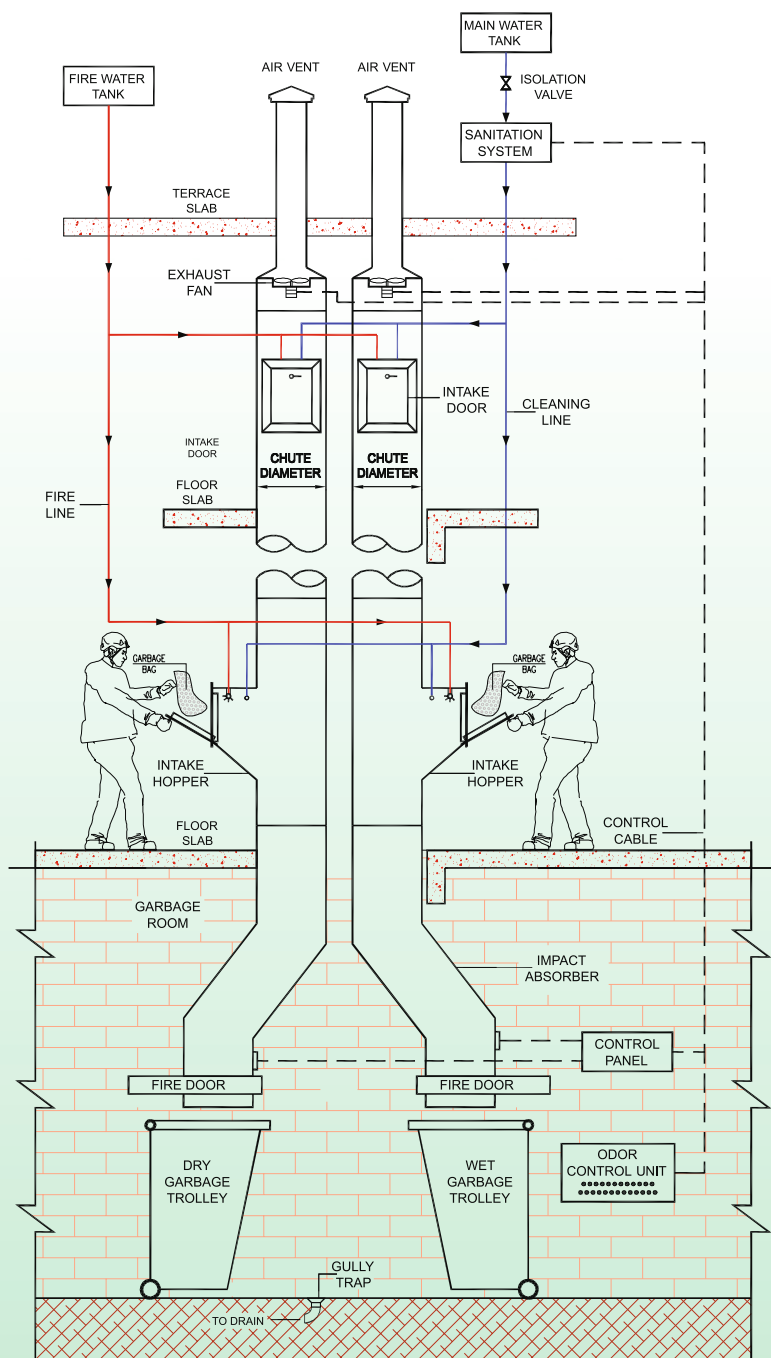
Operation Details :

- » Press "Dry" or "Wet" button
- » All other doors remain locked with a "Busy" indicator.
- » The garbage room flap door rotates to convert the chute to its respective mode.
- » The garbage hopper is unlocked for the user.
- » User can manually open the hopper and drop the garbage bag.
- » When the hopper is automatically closed, the system is reset for the next use.



AUTOMATIC SANITATION SYSTEM

Twin Garbage Chute Systems :



TWIN TYPE



- » Municipal regulations require that garbage is segregated into "Dry" & "Wet"
- » Two dedicated chutes to facilitate segregated garbage collection.
- » Doors Interlocking for single user concept is also possible.
- » No waiting time for the user.
- » Ease of use & maintenance.
- » Suggested for high rise apartments.

Provisions for odor control :

- » Compulsory Cleaning everyday through automatic Sanitation system.
- » Exhaust fan with self timer for periodic ON/OFF operation.
- » Brush Cleaning System (Optional) available on request.
- » Odor Control System (Optional) for garbage room available on request.

We also supply following types of chutes :

1. Laundry/ Linen Chutes for hotels and Hospitals.
2. Bio - Medical waste chutes for Hospitals.

Selection Criteria for Garbage Chute System / Linen Chute system / Biomedical Waste Chute :

Building Type	Garbage Chute Dia.	Duct / Slab Opening	Thickness	MOC	Operation
Residential	390 mm	600x600 mm	1 mm	SS430/SS304/SS316	Basic/Segregated/Twin
	450 mm	650x650 mm	1.2 mm		
	600 mm	750x750 mm	1.5 mm		
	750 mm	900x900 mm	2.0 mm		
Commercial	600 mm	750x750 mm	1.5 mm	SS430/SS304/SS316	Basic/Segregated/Twin
Malls	750 mm	900x900 mm	1.5 / 2 mm	SS304/SS316	Basic/Segregated/Twin
Hotels / Hospitals	750 mm	900x900 mm	1.5 / 2 mm	SS304/SS316	Basic/Segregated/Twin

Water Treatment Plants :

Water is life & we cannot survive without it. However, naturally available water in rivers, lakes, wells, bore wells etc may not be suitable for direct use. The feed or raw water has different characteristics & it needs different solutions to purify the same. We understand this & hence we provide solutions to our customers which are specific to them. Water contains floating, suspended, colloidal & dissolved particles which need to be removed from the water before it can be used for any particular application. Depending upon the end use of the water, we manufacture & supply the following...



Media Filters :

Media Filters (DMF & PSF) are used to remove suspended & floating particles from the water. Media filters act as pre treatment for many advanced water treatment technologies such as Ultra Filtration, Reverse Osmosis or as post treatment for Sewage & Effluent treatment. Sand, gravels, pebbles & anthracite etc are used to trap the suspended solids from the water.

Activated Carbon Filters (ACF) :

Activated Carbon Filters (ACF) are used to remove odour, colour, free chlorine etc & improve the taste of the water. It is usually employed after the media filter & used for water & waste water treatment applications. Activated carbon of suitable Iodine Value as per application is selected as the filter media.

Softeners :

Softeners are used to remove the calcium & magnesium hardness from the water. Calcium & Magnesium salts are present in all water resources & must be removed in order to make the water suitable for end use. Softeners replace calcium & magnesium ions with sodium ions thereby removing the hardness from water. Softeners are often used in industries, hospitals, residential complexes to make the water usable. Softeners are required for cooling towers, boilers, chillers, textile dyeing, hospitals & pharma applications.

We manufacture & supply above Filters & Softeners in MS coated with epoxy paint, FRP lining or rubber lining, Stainless Steel or FRP vessels as required by the application.

Reverse Osmosis (RO) :

Water contains dissolved solids which impart various characteristics to the water. These dissolved solids are salts of various ions like Sodium, Magnesium, Calcium, Chlorides, Sulphates etc. In many applications, these salts should either be completely removed or reduced to make the water usable. Reverse Osmosis is used to remove these salts from the raw water using semi permeable membranes called Reverse Osmosis Membranes. Water is pressurized against these membranes where water passes through the membrane to form permeate stream & salts are rejected to form another stream concentrated with salts called a reject stream. We manufacture & supply high quality Reverse Osmosis plants as per our client's needs suitable to their applications.

Wastewater Treatment Plants : (STP / GWTP / ETP) :

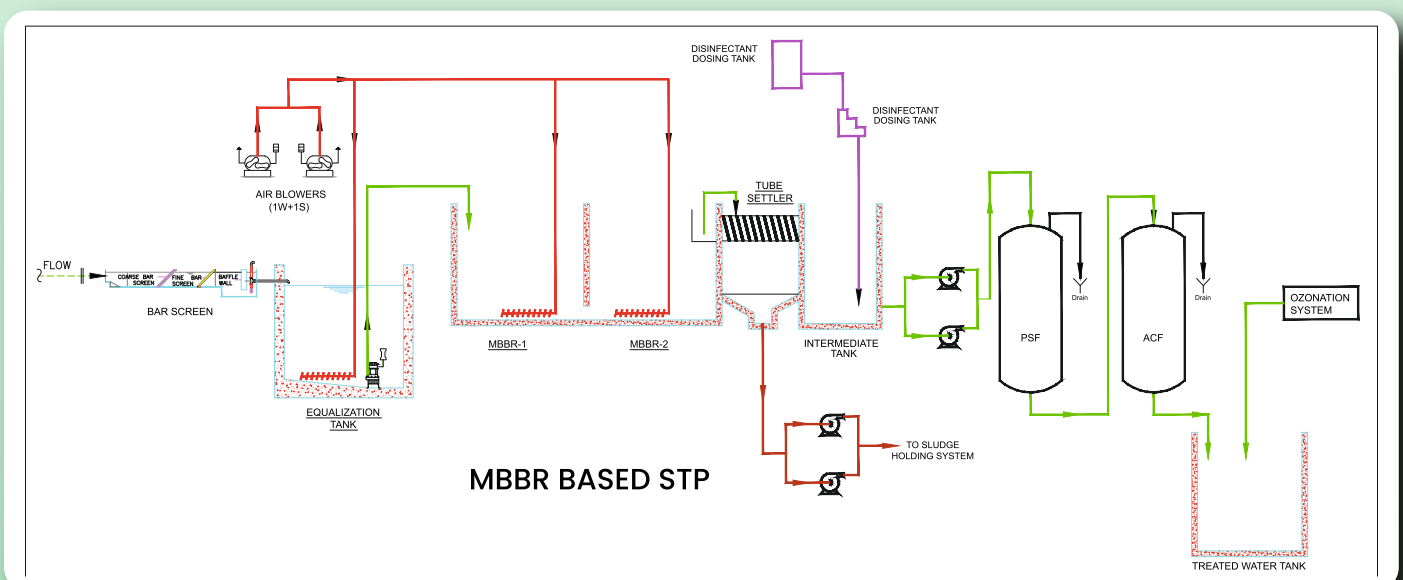
Wastewater Treatment before its disposal & its recycle has become an important these days. With growing population & diminishing fresh water resources, water recycling has become the need of this hour. We manufacture & supply Sewage Treatment Plants, Greywater Treatment Plants & Effluent Treatment Plants to our clients. Traditional technologies are combined with latest advancements to improve the quality of the water to make it recyclable at minimum running costs. We always maintain best engineering practice & our plants will always have following advantages :

- » Compact designs.
- » Integration of old & modern technologies.
- » Low power consumption.
- » Possible in open, underground & basements.
- » Can be modified with automation to minimize human efforts
- » Can be supplied as Packaged or Pre fabricated if required.
- » We have in house fabrication facility & we specialize in manufacturing & supply of packaged type Water & Wastewater Treatment Plants to our customers.

Moving Bed Bio Reactor (MBBR) :

MBBR is one of the most widely used aerobic type sewage treatment technique. Sewage is collected & fed to a reactor consisting of PP media under the influence of air supplied at the bottom of the reactor tank. The aerobic bacteria present in the reactor thereby consumes the organic part of the sewage thereby reducing the oxygen demand. The sewage is further passed through tube settler to facilitate solid liquid separation. Clarified water is collected, disinfected & filtered with PSF & ACF. Sludge is sent to sludge dewatering system. Our MBBR has following important characteristics:

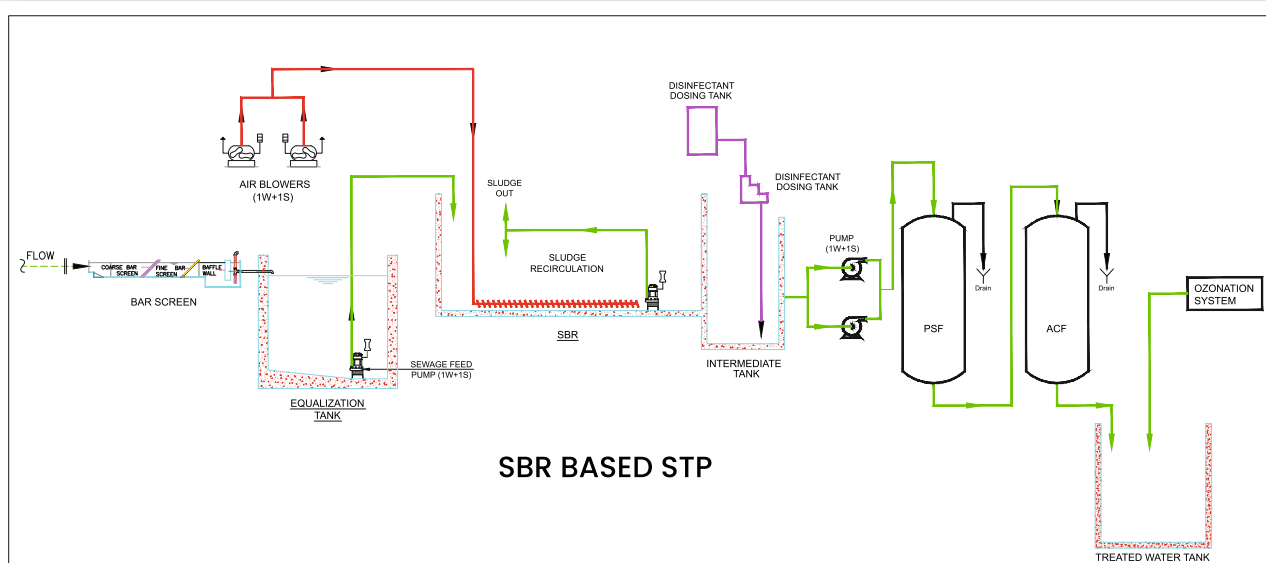
- » Compact Design.
- » No Sludge Recycle.
- » Air piping of MS in the open & UPVC in the submerged portion.
- » Possible in open, underground & basements.
- » Water can be reused for gardening & flushing.



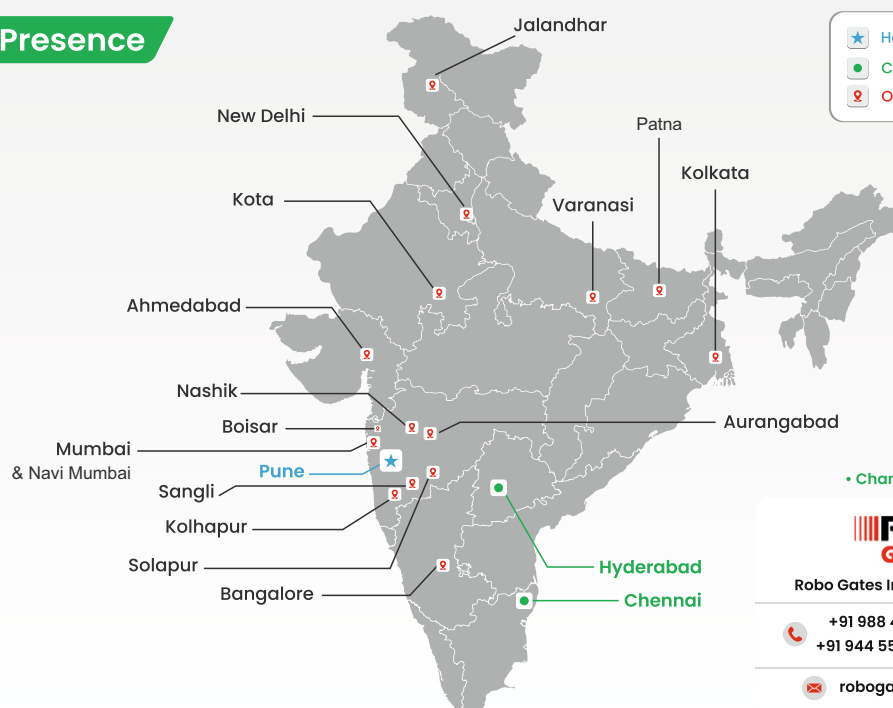
Sequential Batch Reactor (SBR) :

SBR type STP works on the principle of batch treatment of the sewage. Sewage is collected & fed to the reactor in 4 or 5 batches. Air is supplied & the completed aerobic process takes 2 hrs per batch. Once aeration is finished, the sewage comes to a stand-still position so that all suspended solids settle at the bottom thus clarifying the water. Clarified water is then decanted out to be collected in the clarified water tank. This water is further disinfected, filtered & stored or drained. SBR has following features :

- » Automatic operation of the reactor controlled by a PLC.
- » Single Tank Operation.
- » No media addition / replacement.
- » Intermittent operation so less maintenance.
- » Low sludge yield, typically once in 10-12 days.
- » Possible In open, underground & basements.
- » Water can be reused for gardening & flushing



Our Presence



- ★ Headquarter / Factory
- Channel Partner
- Our Projects

• Channel Partner •




Robo Gates India Private Limited

+91 988 441 40 41 (Chennai)
+91 944 550 55 41 (Hyderabad)

robogates.in@gmail.com

Few Esteemed Customers



Channel Partner



Robo Gates India Private Limited

- +91 988 441 40 41 (Chennai) / +91 944 550 55 41 (Hyderabad)
- robogates.in@gmail.com
- 206, Osman Plaza Masab Tank Road, Shastri Nagar Colony, Humayun Nagar, Hyderabad, Telangana - 500 028



+91 97 6647 4241 / +91 99 6009 1155 / +91 73 9106 3129

sachin@ecomatrix.in www.ecomatrix.in / www.garbagechuteindia.com

Regd. Address : Flat No. 3, 2nd Floor, Golande Building, Near Chatrapati Shivaji Maharaj Statue, Pimpri, Pune, Maharashtra - 411 017.

Office Address : Flat No. 03, 3rd Floor, Shastri Heritage, Opp. Tata Motors Chinchwad, Pune, Maharashtra - 411 033.

Factory Address : Gat No. 90, Opp. Laxmi Hardware, Jyotiba Nagar, Talwade, Pimpri Chinchwad, Pune, Maharashtra - 412 114.